


Module II. Technical

Animation Course


Topic 1. History and legacy of animation

Activity T1.L2.1.FLIPACLIP ANIMATION



Co-funded by the
Erasmus+ Programme
of the European Union





This topic.. 

In this lesson we will see the advancement of animation through time, how animators used to create animations with the means they possessed, explaining photography and tape in order to understand how the same beginnings can now be detected through the simplest techniques.

Once the topic is completed and approved, learners will be able to:



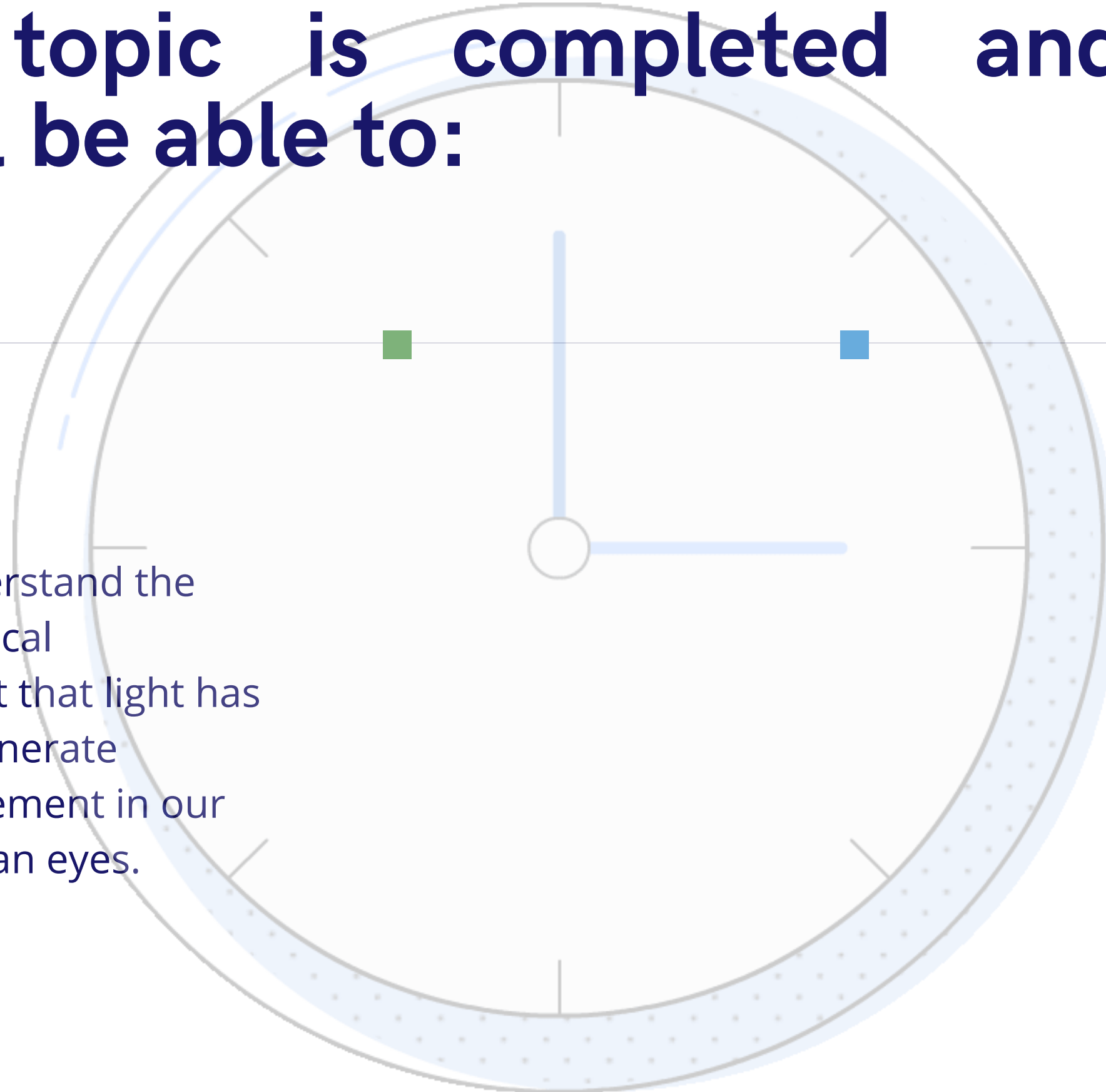
1

Understand the importance of animation for humanity from the creative and physical ambits.



2

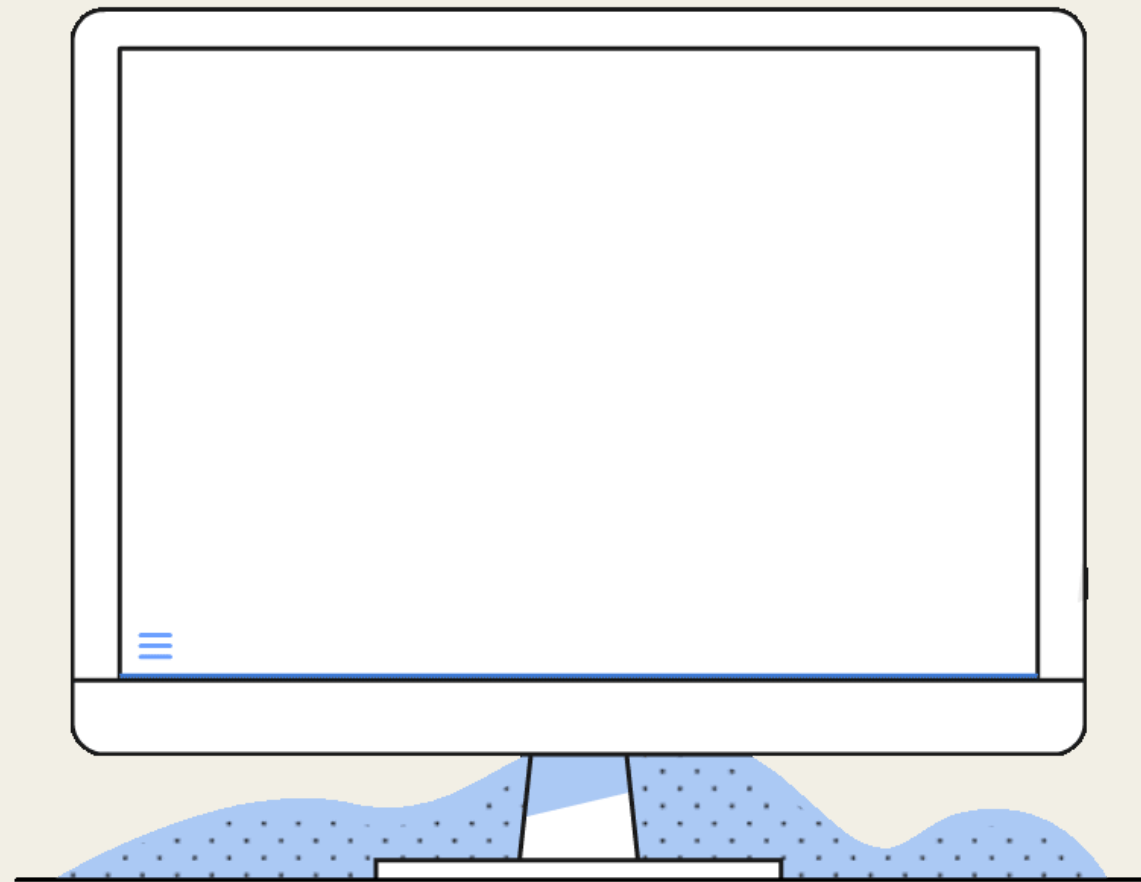
Understand the physical effect that light has to generate movement in our human eyes.



3

Understand the physical effect that light has to generate movement in our human eyes.

Learning by doing



Flip a Clip app



Smartphone




Creativity



IT IS RECOMMENDED TO EXPLORE
SHORT FILMS FROM: DISNEY,
WARNER BROS, HANNAH
BARBERA AND SOME OSCAR-WINNING
SHORT FILMS IN THE LAST 10
YEARS.

BUGS BUNNY BY WARNER BROTHERS

Understand
how several drawings
or several
photographs can
create the sensation
of movement even
with current
techniques




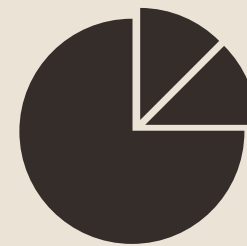

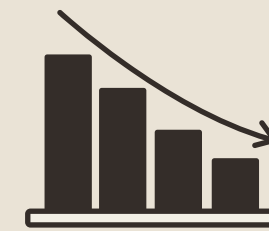



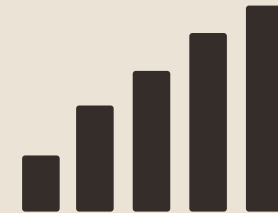


CREATE AN ANIMATED LOOP
THAT HELP YOU TO
UNDERSTAND
THE CREATION OF
ANIMATED PRODUCTS.



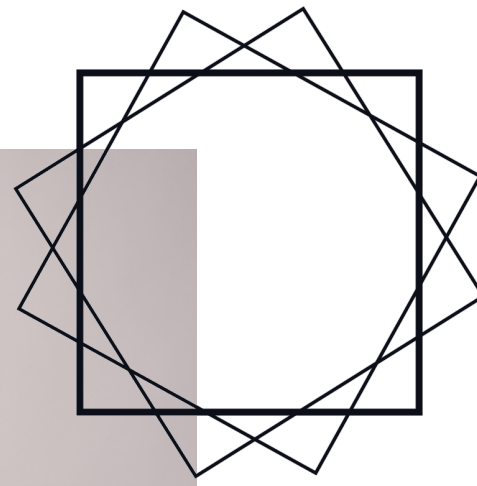
Activity

Students will make a small animation with flip a clip





With Flip a Clip, we can face a universe in which we create a character or movement through sheets of paper that are on our cell phone, in order to generate movement and start to understand timing.



OCITY

Creativity + Innovation & Technology

